


FEATURES AND BENEFITS

Product Summary		
P_D	350mW	@25 °C
V_Z	2.4 – 75V	@25 °C
I_{ZT}	2 / 5 mA	@25 °C

- Constant Voltage control
- Wide Voltage Range Selection 2.4V to 75V
- RoHS Compliant / Green EMC UL Flammability Classification Rating 94V-0
- Matte Tin (Sn) Lead finish Solderable per MIL-STD-202, Method 208
- Moisture Sensitivity: Level 1 per J-STD-020
- Weight: 0.01 grams (Approximate)

SOD-123



Cathode  Anode

Maximum Ratings (TA = 25 °C unless otherwise noted)

PARAMETER	SYMBOL	VALUE	UNIT
Power Dissipation	P_{TM}	350	mW
Junction Temperature	T_J	150	°C
Storage Temperature	T_{STG}	-55 to +125	°C

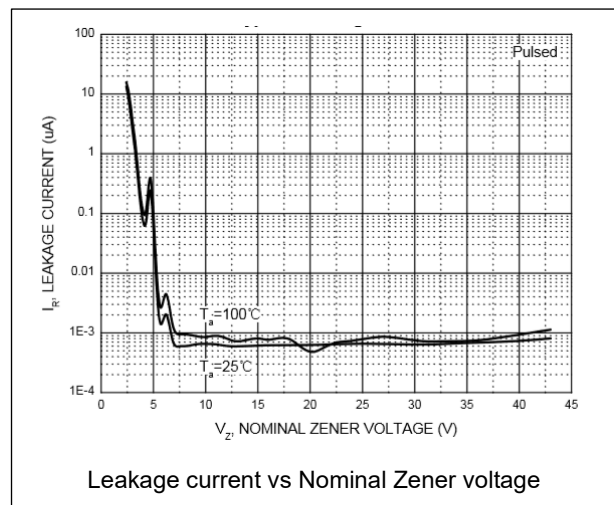
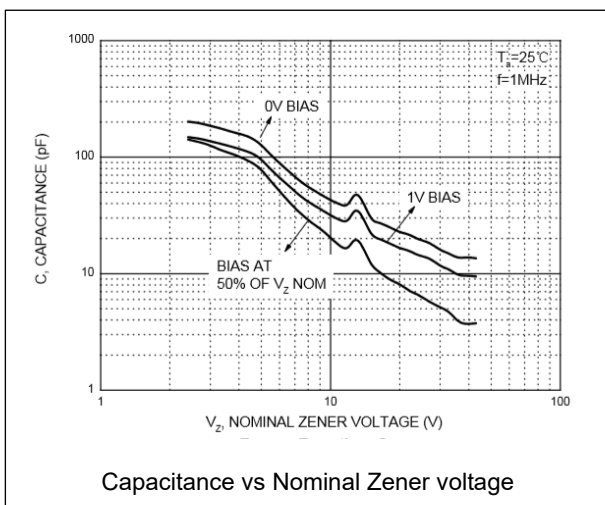
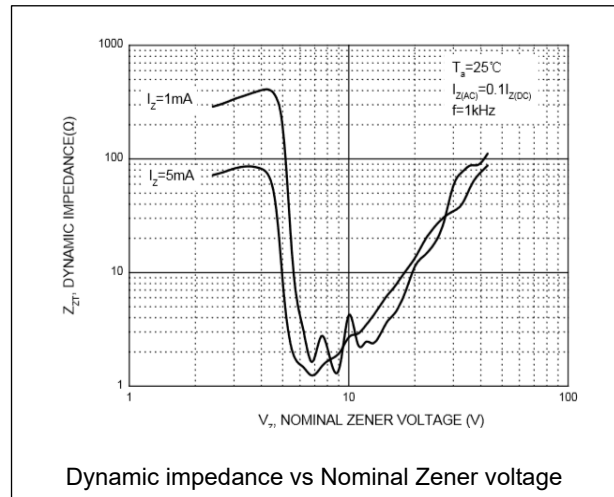
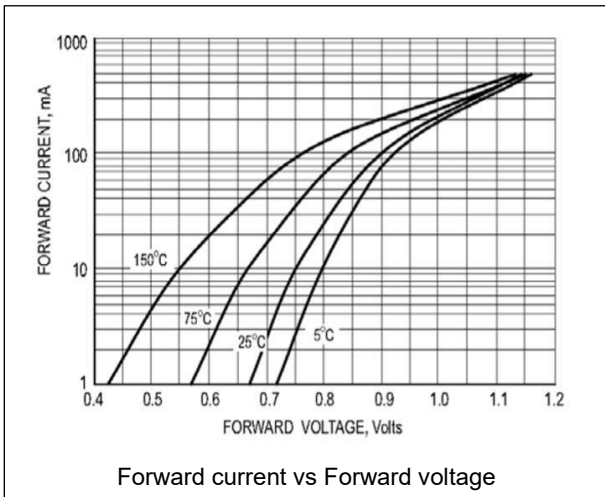
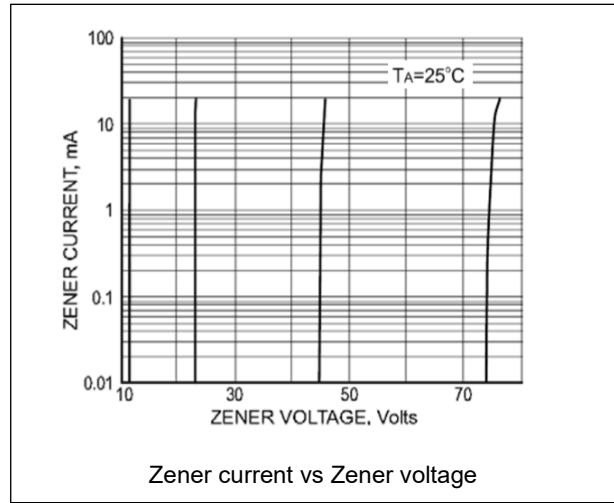
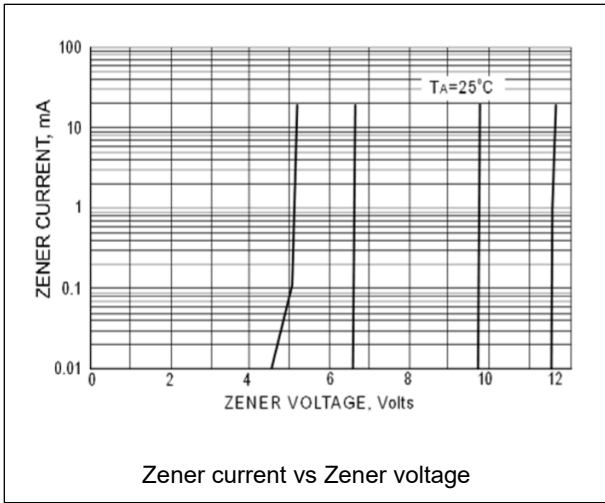
ELECTRICAL CHARACTERISTICS (TA = 25 °C unless otherwise noted)

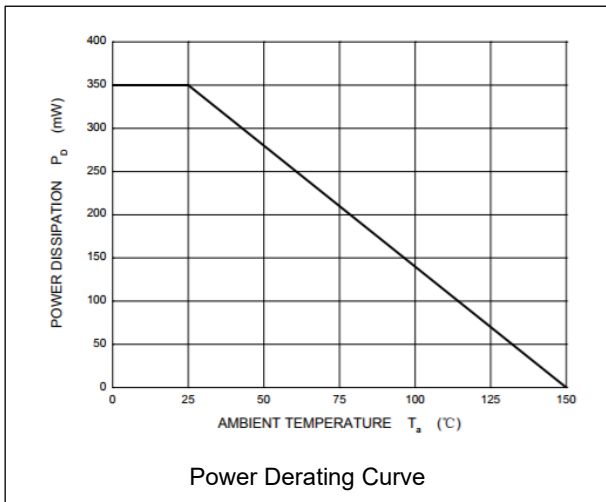
*1 Pulse width = 10 ms

Type Number	Device Marking	V_Z (V) *1			I_{ZT} mA	$Z_{ZT}@I_{ZT}$ Ω	$Z_{ZK}@I_{ZK}$ Ω	I_{ZK} (mA)	I_R (μ A)	V_R (V)
		Nom(V)	Min(V)	Max(V)						
BZT52B2V4	2WX	2.4	2.35	2.45	5	100	600	1.0	50	1.0
BZT52B2V7	2W1	2.7	2.65	2.75	5	100	600	1.0	20	1.0
BZT52B3V0	2W2	3.0	2.94	3.06	5	95	600	1.0	10	1.0
BZT52B3V3	2W3	3.3	3.23	3.37	5	95	600	1.0	5	1.0
BZT52B3V6	2W4	3.6	3.53	3.67	5	90	600	1.0	5	1.0
BZT52B3V9	2W5	3.9	3.82	3.98	5	90	600	1.0	3	1.0
BZT52B4V3	2W6	4.3	4.21	4.39	5	90	600	1.0	3	1.0
BZT52B4V7	2W7	4.7	4.61	4.79	5	80	500	1.0	3	2.0
BZT52B5V1	2W8	5.1	5.00	5.20	5	60	480	1.0	2	2.0
BZT52B5V6	2W9	5.6	5.49	5.71	5	40	400	1.0	1	2.0
BZT52B6V2	2WA	6.2	6.08	6.32	5	10	150	1.0	3	4.0

Type Number	Device Marking	V _Z (V) **1			I _{ZT}	Z _{ZT} @I _{ZT}	Z _{ZK} @I _{ZK}	I _{ZK} (mA)	I _R (uA)	V _R (V)
		Nom(V)	Min(V)	Max(V)	mA	Ω				
BZT52B6V8	2WB	6.8	6.66	6.94	5	15	80	1.0	2	4.0
BZT52B7V5	2WC	7.5	7.35	7.65	5	15	80	1.0	1	5.0
BZT52B8V2	2WD	8.2	8.04	8.36	5	15	80	1.0	0.7	5.0
BZT52B9V1	2WE	9.1	8.92	9.28	5	15	100	1.0	0.5	6.0
BZT52B10	2WF	10	9.80	10.20	5	20	150	1.0	0.2	7.0
BZT52B11	2WG	11	10.78	11.22	5	20	150	1.0	0.1	8.0
BZT52B12	2WH	12	11.76	12.24	5	25	150	1.0	0.1	8.0
BZT52B13	2WI	13	12.74	13.26	5	30	170	1.0	0.1	8.0
BZT52B14	2WY	14	13.72	14.28	5	25	110	1.0	0.1	10.5
BZT52B15	2WJ	15	14.70	15.30	5	30	200	1.0	0.1	10.5
BZT52B16	2WK	16	15.68	16.32	5	40	200	1.0	0.1	11.2
BZT52B18	2WL	18	17.64	18.36	5	45	225	1.0	0.1	12.6
BZT52B20	2WM	20	19.60	20.40	5	55	225	1.0	0.1	14.0
BZT52B22	2WN	22	21.56	22.44	5	55	250	1.0	0.1	15.4
BZT52B24	2WO	24	23.52	24.48	5	70	250	1.0	0.1	16.8
BZT52B27	2WP	27	26.46	27.54	2	80	300	0.5	0.1	18.9
BZT52B30	2WQ	30	29.40	30.60	2	80	300	0.5	0.1	21.0
BZT52B33	2WR	33	32.34	33.66	2	80	325	0.5	0.1	23.1
BZT52B36	2WS	36	35.28	36.72	2	90	350	0.5	0.1	25.2
BZT52B39	2WT	39	38.22	39.78	2	130	350	0.5	0.1	27.3
BZT52B43	2WU	43	42.14	43.86	2	130	350	0.5	0.1	29.4
BZT52B47	2WV	47	45.83	48.17	2	170	1000	0.25	0.1	36
BZT52B51	2X1	51	49.73	52.27	2	180	1300	0.25	0.1	39
BZT52B56	2X2	56	54.60	57.40	2	200	1400	0.25	0.1	43
BZT52B62	2X3	62	60.45	63.55	2	225	1400	0.25	0.1	47
BZT52B68	2X4	68	66.30	69.70	2	240	1600	0.25	0.1	52
BZT52B75	2X5	75	73.13	76.87	2	265	1700	0.25	0.1	56

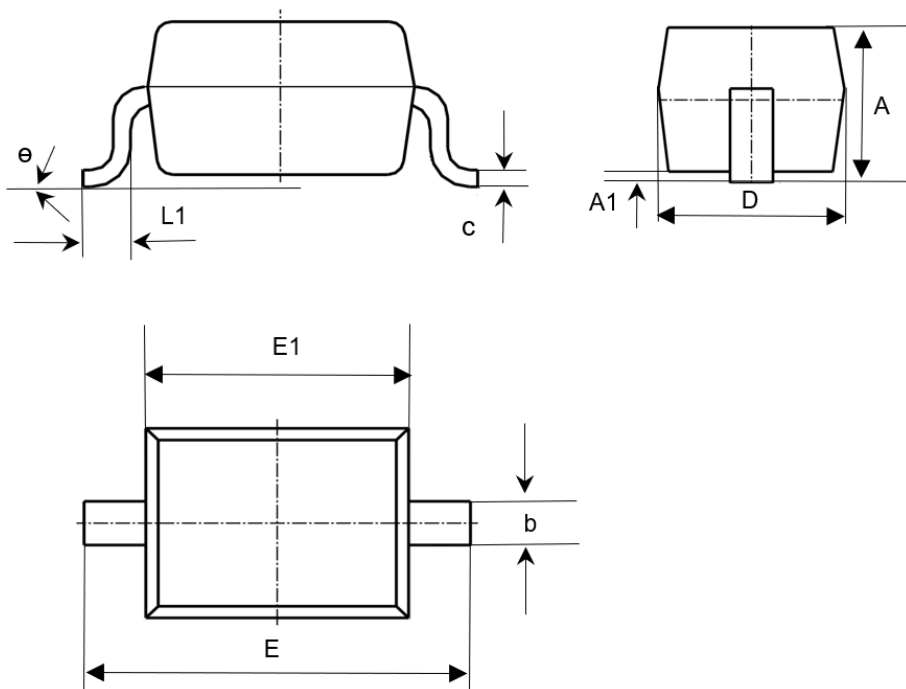
RATING AND CHARACTERISTICS CURVES





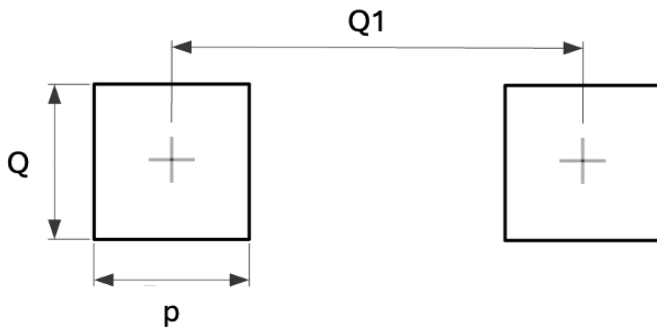
PACKAGE OUTLINE DIMENSIONS

SOD-123



Symbol	MIN	MAX
A	1.05	1.25
A1	0.00	0.10
b	0.45	0.65
c	0.08	0.15
D	1.50	1.70
E	3.55	3.85
E1	2.60	2.80
L1	0.25	0.45
θ	0°	8°
Unit: mm		

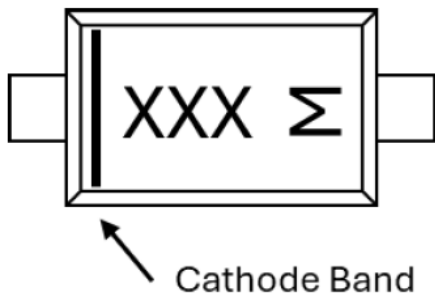
SUGGESTED PAD LAYOUT



Symbol	Typ
Q1	3.24
Q	1.0
p	0.8
Unit: mm	

DEVICE MARKING CODE AND ORDERING INFORMATION

DEVICE	Marking	Quantity	Packing
BZT52B series	Refer to Device Marking	3000/7"Reel	Tape & Reel



XXX: Product Marking Code

Σ : Date Code (Rotate 90° counterclockwise)

Odd Year	Even Year
1	E
2	F
3	H
4	J
5	K
6	L
7	N
8	P
9	U
T	X
V	Y
C	Z

NOTICE:

AZUREMOTO'S PRODUCTS ARE NOT AUTHORIZED FOR USE AS COMPONENTS IN ANY LIFE SUPPORT DEVICES OR SYSTEMS. AZUREMOTO RESERVES THE RIGHT TO MAKE CHANGES WITHOUT FURTHER NOTICE TO ANY PRODUCTS HEREIN TO IMPROVE RELIABILITY OR RUGGEDNESS.